

ç F: 4 @ < 6 Á <

## Financial Supplemental Data for the 1Q of Fiscal Year Ending March 31, 2025

# Consolidated Statement of Profit or Loss	1
# Orders and Net Sales by Business	2
# Net Sales by Region	3
# Consolidated Statement of Financial Position	4
# Consolidated Statement of Cash Flows	5
# Major Management Indicators	6

KURITA WATER INDUSTRIES LTD.






•® Ìö 1HW 6DOHV E\ 5HJLRQ

3M

6M




9M



ÊCA 2²± &RQVROLGDWHG 6WDWHPHQW RI )LQDQFLDO 3RVLWLRQ

2024.4-2025.3

\* #i b - #GYd %& #8YW ' #A Uf



Ê C « á Á μ ã € Ó ë - / { } & R Q V R O L G D W H G 6 W D W H P H Q W R I & D V K ) O R Z V

3M	6M	9M	12M	3M	6M	9M	12M	3M
(!*	(!-	(!%&	(!'	(!*	(!-	(!%&	(!'	(!*
Apr-Jun	Apr-Sep	Apr-Dec	Apr-Mar	Apr-Jun	Apr-Sep	Apr-Dec	Apr-Mar	Apr-Jun

u(è" - 0DMRU 0DQDJHPHQW ,QGLFDWRUV

2018.4-2019.3 2019.4-2020.3 2020.4-2021.3 2021.4-2022.3 2022.4-2023.3 2023.4-2024.3

#6i gIbYggdfcZ]ha Uf[ ]b

10.0%

10.1%

11.0%

11.4%

11.2%

10.9%

#FYhi fb`c

£